





# Princess Classic 2016

## Team Results

Feb 6-7, 2016

Page: 1  
 Printed: 2/7/2016 7:08:58 PM  
 Women / All Levels / All Ages  
 Session: All





Rank	Gym	Team	Score				
1	West Broward	U1	<b>114.750</b>	28.800 2	28.450 1	28.825 1	28.675 1
2	OYT	U1	<b>113.675</b>	28.850 1	27.875 2	28.700 2	28.250 2
3	Spirit	U1	<b>110.750</b>	28.350 3	27.350 3	27.625 3	27.425 3

# Princess Classic 2016

## Team Results

Feb 6-7, 2016

Page: 1  
 Printed: 2/7/2016 7:09:05 PM  
 Women / All Levels / All Ages  
 Session: All





Rank	Gym	Team	Score				
1	Spirit	U2	<b>109.375</b>	27.400 3	27.450 1	27.500 2	27.025 1
2	OYT	U2	<b>108.525</b>	27.925 1	25.750 2	27.950 1	26.900 2
3	Gym World Naples	U2	<b>103.075</b>	27.700 2	24.350 3	26.425 3	24.600 3

# Princess Classic 2016

## Team Results

Feb 6-7, 2016

Page: 1  
 Printed: 2/7/2016 7:09:14 PM  
 Women / All Levels / All Ages  
 Session: All





Rank	Gym	Team	Score				
1	Gym World Naples	U3	<b>110.175</b>	28.575 1	26.975 2	26.825 3	27.800 1
2	New Wave	U3	<b>110.125</b>	28.400 2	27.125 1	26.900 2	27.700 2
3	Spirit	U3	<b>108.625</b>	27.650 3	26.500 3	27.250 1	27.225 3

# Princess Classic 2016

## Team Results

Feb 6-7, 2016

Page: 1  
 Printed: 2/7/2016 7:09:20 PM  
 Women / All Levels / All Ages  
 Session: All





Rank	Gym	Team	Score				
1	Naples Progressive	U4	<b>108.975</b>	27.025 2	27.025 1	27.575 1	27.350 1
2	Gym World Naples	U4	<b>106.175</b>	27.000 3	25.375 3	27.300 2	26.500 2
3	Reflex	U4	<b>105.400</b>	27.475 1	26.225 2	25.900 3	25.800 3

# Princess Classic 2016

## Team Results

Feb 6-7, 2016

Page: 1  
 Printed: 2/7/2016 7:09:25 PM  
 Women / All Levels / All Ages  
 Session: All





Rank	Gym	Team	Score				
1	Bob Sierra	U6	<b>109.550</b>	28.175 2	26.175 3	27.200 2	28.000 1
2	Naples Progressive	U6	<b>109.100</b>	28.025 3	26.425 1	26.775 3	27.875 2
3	Boundless	U6	<b>108.675</b>	27.325 5	26.300 2	27.450 1	27.600 3
4	Fit Club	U6	<b>107.450</b>	27.850 4	26.000 4	26.150 5	27.450 4
5	Reflex	U6	<b>105.400</b>	28.425 1	25.075 5	24.625 6	27.275 5
6	AcroFit	U6	<b>102.600</b>	25.825 6	24.075 6	26.525 4	26.175 6

# Princess Classic 2016

## Team Results

Feb 6-7, 2016

Page: 1  
 Printed: 2/7/2016 7:09:39 PM  
 Women / All Levels / All Ages  
 Session: All





Rank	Gym	Team	Score				
1	Gym World FM	U7	<b>112.300</b>	28.900 1	26.900 3	28.100 1	28.400 1
2	West Broward	U7	<b>110.875</b>	28.600 2	27.450 1	26.850 2	27.975 2
3	OYT	U7	<b>108.000</b>	28.350 3	27.325 2	25.175 3	27.150 3

# Princess Classic 2016

## Team Results

Feb 6-7, 2016

Page: 1  
 Printed: 2/7/2016 7:09:43 PM  
 Women / All Levels / All Ages  
 Session: All





Rank	Gym	Team	Score				
1	West Broward	U8	<b>110.300</b>	27.350 1	27.200 1	28.025 1	27.725 1
2	Bob Sierra	U8	<b>102.075</b>	26.350 2	23.650 3	26.350 2	25.725 3
3	Fit Club	U8	<b>98.825</b>	25.400 4	22.725 4	24.950 4	25.750 2
4	Gym World FM	U8	<b>94.750</b>	25.950 3	25.250 2	25.650 3	17.900 4

# Princess Classic 2016

## Team Results

Feb 6-7, 2016

Page: 1  
Printed: 2/7/2016 7:11:47 PM  
Women / All Levels / All Ages  
Session: All

Rank	Gym	Team	Score				
1	Bob Sierra	U9	<b>66.275</b>	17.000 1	14.800 1	17.350 1	17.125 1







# Princess Classic 2016

## Team Results

Feb 6-7, 2016

Page: 1  
 Printed: 2/7/2016 7:11:53 PM  
 Women / All Levels / All Ages  
 Session: All





Rank	Gym	Team	Score				
1	West Broward	XB	<b>114.650</b>	29.350 1	28.675 1	28.575 1	28.050 1
2	Bay City	XB	<b>112.075</b>	28.325 2	28.150 2	27.875 2	27.725 2
3	Coast Elite	XB	<b>109.475</b>	28.000 3	27.550 3	27.100 3	26.825 3

# Princess Classic 2016

## Team Results

Feb 6-7, 2016

Page: 1  
 Printed: 2/7/2016 7:12:13 PM  
 Women / All Levels / All Ages  
 Session: All





Rank	Gym	Team	Score				
1	Horizon	XS	<b>112.325</b>	28.575 1	28.150 2	28.500 1	27.100 2
2	Southern Michigan	XS	<b>111.575</b>	27.550 3	28.350 1	27.925 2	27.750 1
3	Bay City	XS	<b>109.575</b>	28.175 2	28.100 3	26.700 4	26.600 4
4	West Broward	XS	<b>108.800</b>	27.100 4	27.550 4	27.250 3	26.900 3

# Princess Classic 2016

## Team Results

Feb 6-7, 2016

Page: 1  
 Printed: 2/7/2016 7:12:02 PM  
 Women / All Levels / All Ages  
 Session: All





Rank	Gym	Team	Score				
1	West Broward	XG	<b>111.225</b>	28.250 1	27.925 2	27.100 4	27.950 2
2	Bay City	XG	<b>111.150</b>	28.100 2	27.900 3	27.525 2	27.625 4
3	Horizon	XG	<b>111.025</b>	27.425 3	27.650 4	28.125 1	27.825 3
4	Bob Sierra	XG	<b>110.950</b>	27.075 4	28.225 1	27.500 3	28.150 1

# Princess Classic 2016

## Team Results

Feb 6-7, 2016

Page: 1  
 Printed: 2/7/2016 7:12:06 PM  
 Women / All Levels / All Ages  
 Session: All

Rank	Gym	Team	Score				
1	West Broward	XP	<b>113.575</b>	28.675 1	28.125 1	28.100 1	28.675 1
2	Horizon	XP	<b>110.750</b>	28.625 2	26.975 2	27.775 2	27.375 2